



Web: www.anbobio.com
www.dijibio.com
Order: order@dijibio.com
Tel: (86) 519 8805 0026

HGS Antibody [#C10062]

Catalog Number: C10062

Concentration: 1mg/ml

Swiss-Prot No.: O14964

Other Names: HGS, Hepatocyte growth factor-regulated tyrosine kinase substrate, IMOS-1

Storage/Stability: Store at -20°C/1 year

Form of Antibody: Rabbit IgG in phosphate buffered saline (without Mg²⁺ and Ca²⁺), pH 7.4, 150mM NaCl, 0.02% sodium azide and 50% glycerol.

Immunogen: The antiserum was produced against synthesized peptide derived from internal of human HGS.

Purification: The antibody was affinity-purified from

rabbit antiserum by affinity-chromatography using epitope-specific immunogen.

Specificity: HGS antibody detects endogenous levels of total HGS protein.

Reactivity: Human, Mouse, Rat

Applications: WB: 1:500~1:3000 IF: 1:100~1:500

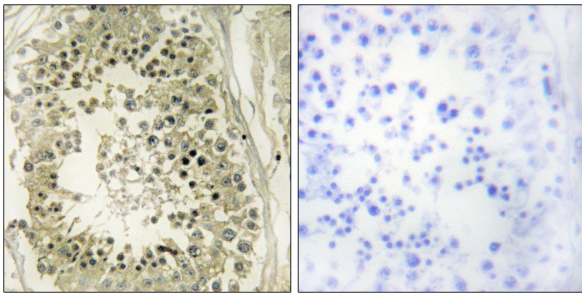
IHC: 1:50~1:100 ELISA: 1:40000

References:

Asao H., J. Biol. Chem. 272:32785-32791(1997).

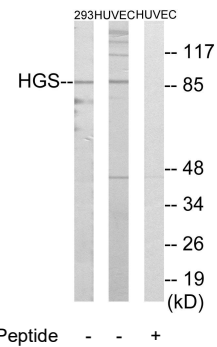
Lu L., Gene 213:125-132(1998).

Scoles D.R., Hum. Mol. Genet. 9:1567-1574(2000).



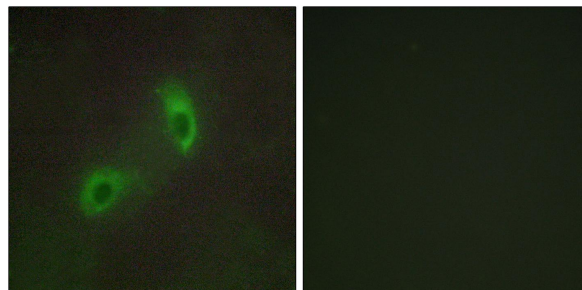
Peptide - +

Immunohistochemistry analysis of paraffin-embedded human testis tissue using HGS antibody.



Peptide - +

Western blot analysis of extracts from 293 cells and HUVEC cells, using HGS antibody.



Peptide - +

Immunofluorescence analysis of HUVEC cells, using HGS antibody.