



Web: www.anbobio.com
www.dijibio.com
Order: order@dijibio.com
Tel: (86) 519 8805 0026

MAST4 Antibody [#C10066]

Catalog Number: C10066

Concentration: 1mg/ml

Swiss-Prot No.: O15021

Other Names: EC 2.7.11.1; KIAA0303;
microtubule-associated serine/threonine-protein kinase 4

Storage/Stability: Store at -20°C/1 year

Form of Antibody: Rabbit IgG in phosphate buffered saline (without Mg²⁺ and Ca²⁺), pH 7.4, 150mM NaCl, 0.02% sodium azide and 50% glycerol.

Immunogen: The antiserum was produced against synthesized peptide derived from internal of human MAST4.

Purification: The antibody was affinity-purified from rabbit antiserum by affinity-chromatography using epitope-specific immunogen.

Specificity: MAST4 antibody detects endogenous levels of total MAST4 protein.

Reactivity: Human, Mouse

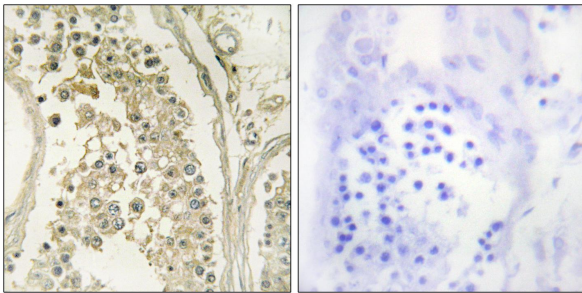
Applications: WB: 1:500~1:3000 IHC: 1:50~1:100
IF: 1:100~1:500 ELISA: 1:5000

References:

Sun L., Mol. Biol. (Mosk.) 40:808-815(2006).

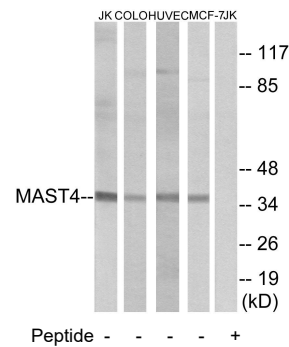
Ota T., Nat. Genet. 36:40-45(2004).

Yu L.-R., J. Proteome Res. 6:4150-4162(2007).

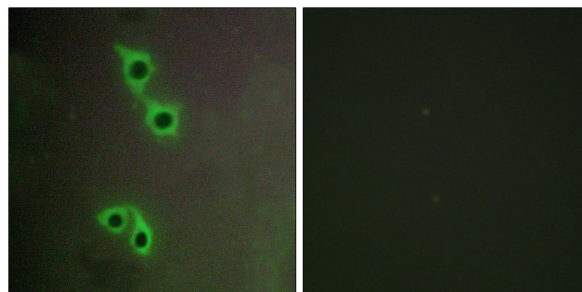


Peptide - +

Immunohistochemistry analysis of paraffin-embedded human testis tissue using MAST4 antibody.



Western blot analysis of extracts from Jurkat cells, COLO cells, HUVEC cells and MCF-7 cells, using MAST4 antibody.



Peptide - +

Immunofluorescence analysis of COS-7 cells, using MAST4 antibody.