



Web: www.anbio.com

www.dijibio.com

Order: order@dijibio.com

Tel: (86) 519 8805 0026

hnRNP C1/C2 Antibody [#C10296]

Catalog Number: C10296

Concentration: 1mg/ml

Swiss-Prot No.: P07910

Other Names: HNRNPC, HNRPC, Heterogeneous nuclear ribonucleoproteins C1/C2, ROC, hnRNP C1 / hnRNP C2, hnRNP-C1/C2

Storage/Stability: Store at -20°C/1 year

Form of Antibody: Rabbit IgG in phosphate buffered saline (without Mg²⁺ and Ca²⁺), pH 7.4, 150mM NaCl, 0.02% sodium azide and 50% glycerol.

Immunogen: The antiserum was produced against synthesized peptide derived from internal of human hnRNP C1/C2.

Purification: The antibody was affinity-purified from rabbit antiserum by affinity-chromatography using epitope-specific immunogen.

Specificity: hnRNP C1/C2 antibody detects endogenous levels of total hnRNP C1/C2 protein.

Reactivity: Human, Mouse, Rat

Applications: WB: 1:500~1:3000 IHC: 1:50~1:100

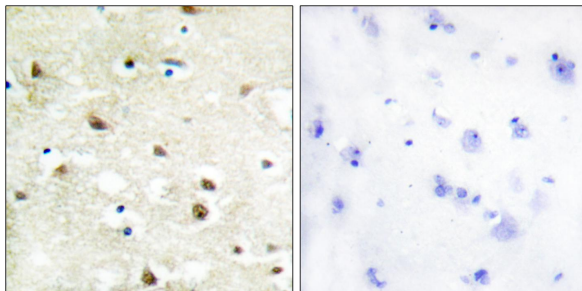
IF: 1:100~1:500 ELISA: 1:20000

References:

Burd C.G., Proc. Natl. Acad. Sci. U.S.A. 86:9788-9792(1989).

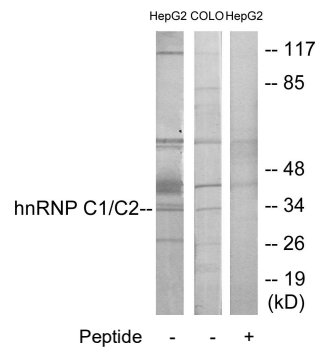
Swanson M.S., Mol. Cell. Biol. 7:1731-1739(1987).

Merrill B.M., Nucleic Acids Res. 17:8441-8449(1989).

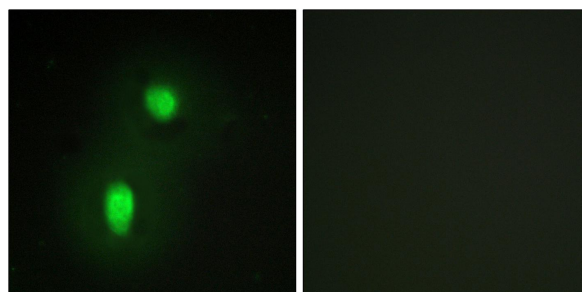


Peptide - +

Immunohistochemistry analysis of paraffin-embedded human brain tissue using hnRNP C1/C2 antibody.



Western blot analysis of extracts from HepG2 cells and COLO205 cells, using hnRNP C1/C2 antibody.



Peptide - +

Immunofluorescence analysis of HUVEC cells, using hnRNP C1/C2 antibody.