



Web: www.anbobio.com
www.dijibio.com
Order: order@dijibio.com
Tel: (86) 519 8805 0026

BAX Antibody [#C13027]

Catalog Number: C13027

Concentration: 1mg/ml

Swiss-Prot No.: Q07814

Other Names: Apoptosis regulator BAX, BAX

Storage/Stability: Store at -20°C/1 year

Form of Antibody: Rabbit IgG in phosphate buffered saline (without Mg²⁺ and Ca²⁺), pH 7.4, 150mM NaCl, 0.02% sodium azide and 50% glycerol.

Immunogen: The antiserum was produced against synthesized peptide derived from internal of human BAX.

Purification: The antibody was affinity-purified from rabbit antiserum by affinity-chromatography using

epitope-specific immunogen.

Specificity: BAX antibody detects endogenous levels of total BAX protein.

Reactivity: Human, Mouse, Rat

Applications: WB: 1:500~1:3000 IF: 1:100~1:500

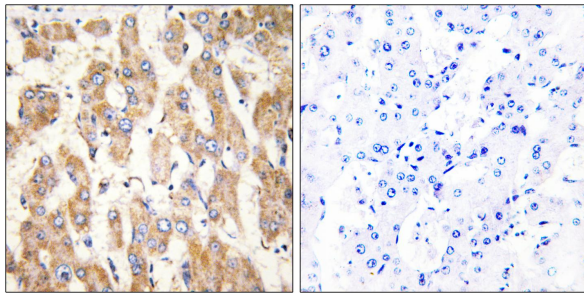
IHC: 1:50~1:100 ELISA: 1:20000

References:

Oltvai Z.N., Cell 74:609-619(1993).


Apte S.S., Genomics 26:592-594(1995).

Shi B., Biochem. Biophys. Res. Commun. 254:779-785(1999).



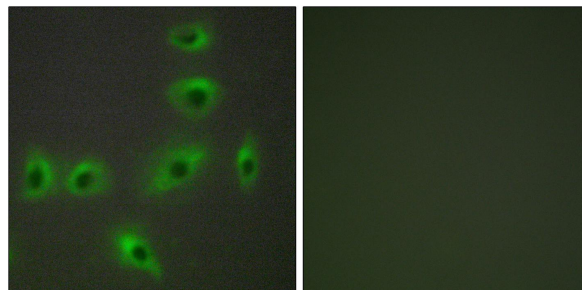
Peptide - +

Immunohistochemistry analysis of paraffin-embedded human liver carcinoma tissue, using BAX antibody.



Peptide - +

Western blot analysis of extracts from 293 cells, using BAX antibody.



Peptide - +

Immunofluorescence analysis of HUVEC cells, using BAX antibody.

For Research Use Only